

Replacement Vinyl Panels

Universal Design Adapts to All Types of Window Units. Simple Installation.

- Ripped or cracked panels on your window air conditioner waste a lot of energy dollars, they look terrible and let in all kinds of pests. Now you can replace the panels and keep those dollars in your pocket instead of letting them fly out of the window. Nation Wide Products has a kit manufactured by A/C Safe® that includes two cut-to-fit accordion style panels and four press-apply ends. The kit is easy to install and only requires a screwdriver, regular scissors, a measuring tape and some sandpaper.

AC-205

Simple Installation.

- Fits frames up to 21" high and 12" wide.
- Off-white color coordinates with any air conditioner.
- 90-day limited warranty.
- Complete instructions on package.


Package Contents:

- 2 Vinyl side panels

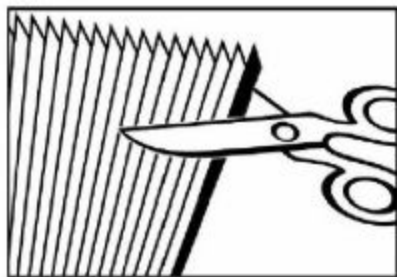
*package does not include the mounting tracks



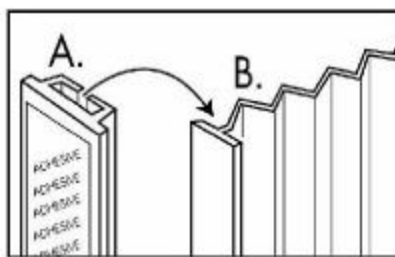
Installation Instructions



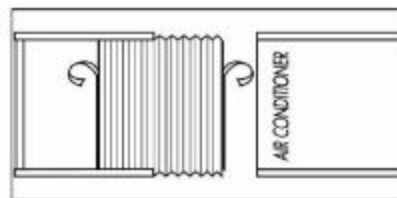
- Measure the height of the old panels. Cut the four 'T-Slots' to the same height.



- Measure the height of the old panels. Cut the two new panels to the same height.



- Slide the four 'T-Slots' (A) onto the two new panels (B).



- Roughen up the inside of the frame and the areas on the air conditioner where the 'T-Slots' will adhere. Peel and stick the new panels to the inside of the frame and the air conditioner.